



Find the right bit

IN 4 EASY STEPS

Step 1: The correct bit size

Thickness

The thickness of a bit should be adapted to the anatomical needs of your horse's mouth. A research of SPRENGER and the Veterinary University of Hanover found that the oral cavity of horses is fairly small and the available space for a bit can be very limited.



Find the right thickness for your horse's bit by asking your horse dentist for advice and/or try the "2-finger-test":

Put your index and middle finger together and insert them in the horse's mouth at the point where the bit usually lies.

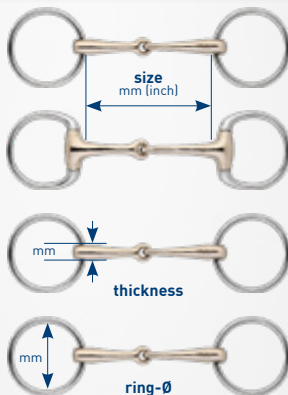
Pressure on both fingers (small gap between the upper and lower jawbone) requires a thinner mouthpiece (14–16 mm).

Little or no pressure on fingers (larger gap) allows a thicker mouthpiece (16–18 mm).



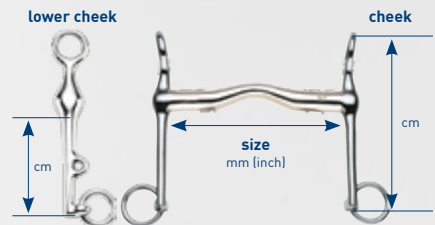
Using a bit that is too thick can exert pressure on the sensitive palate and can also cause bruises and injuries. The horse might react with head tossing, opening its mouth or snatching on the reins.

How to measure a bit



Length of the cheeks

of weymouth bits and pelhams



Size




Loose Ring snaffles

Loose Ring snaffles should not exceed 5 mm space between the corners of the mouth and the bit ring on each side. It should also not be too narrow since it must not pinch the corners of the mouth. The ring should always be able to move freely.



Bits with fixed cheeks

Bits with fixed cheeks such as Eggbutt, D-Ring, Full Cheek, Pelham or Weymouth bits should fit closely to both mouth corners and must therefore be chosen smaller than loose ring snaffles. Due to the contact of the sidepart to the corner of the mouth the rider achieves additional support from the rein aids.



Double bridle

The double bridle consists of a Weymouth and a bradoon.

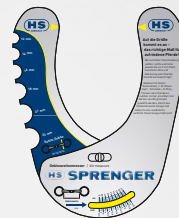
The bradoon should equal the standard snaffle in size and shape because it lies at the same position in the horse's mouth.

The Weymouth is positioned a little bit lower where the horse's head gets thinner. We recommend to choose the Weymouth 0,5 to 1 cm smaller than the bradoon in order to achieve the best possible effect and to make the horse feel comfortable.



Ask your local retailer for a bit measurer to determine the correct bit size.

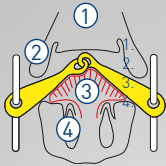
(Available in stainless steel or paperboard)



Step 2: The right mouthpiece

You should carefully choose between the characteristics and effects of different types of mouthpieces in order to meet the individual needs of your horse.

Single jointed bits



palate
flews
tongue
lower
jaw-bones

Single Jointed bits forward the riders rein aids to the tongue-edges and the lower jaw bones. When giving rein aids the bit forms a V-shape and exerts pressure to the tongue-edges. This can be described as "nutcracker" action.

For horses with a flat palate, small oral cavity, or horses with too large a bit, the V-shape may cause problems such as, the eye of the joint could press into the sensitive palate and cause bruises or injuries.



Standard single jointed bits have a production related characteristic: one part of the mouthpiece is longer than the other which results in stronger influence on one tongue-edge. To prevent exerting uneven pressure in the long term you should turn the bit around periodically.



To avoid the problem of exerting uneven pressure with a regular single jointed bit, we recommend to use **TURNADO** or single jointed **Dynamic RS** bits.

The joint of these bits has been angled forward by 45 degrees in order to guarantee an even distribution of pressure on both sides of the tongue.



We recommend single jointed **novocontact** bits for horses that do not take the contact confidently. They also provide an added benefit for horses with a sensitive mouth, since the rider is able to give softer aids.



More than 25 years of experience with the **KK bit** have shown that this bit is very useful for horses that are unresponsive in double jointed bits and also strong in the contact.

Double jointed bits

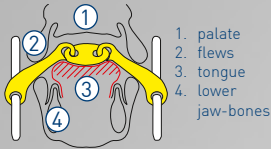


Abb. Engelke, Gasse 2002

Double jointed bits distribute the pressure from rein aids over a wider surface area onto the tongue. All double jointed SENSOGAN and AURIGAN bits from SPRENGER are anatomically adapted to the horse's mouth, making it more comfortable for the horse and more effective for the rider.



Common double jointed bits have a fairly wide middle link with eyes that are not angled and lie upright between tongue and palate. This might cause the problem of exerting pressure onto the tongue or the sensitive palate, especially when the bit is chosen too thick for the shape of the mouth.



KK Ultra bits have been developed based on scientific research. They reach their unique and precise effect due to the shortening and 45° angulation of the middle link. This specific adaptation to the horse's oral anatomy makes a noticeable effect in comparison to using common double jointed bits.



The ergonomically formed **Dynamic RS** mouthpiece lies perfectly between tongue and palate, resulting in soft and even pressure on the entire tongue area. The joint in the middle, which is angled forward by 45°, makes it a very friendly bit as it lies smoothly on the tongue and does not press into the sensitive palate.



This unique **WH ULTRA** roller provides a gentle stimulation to the tongue, which encourages the horse to accept the bit, salivate and relax the jaw. The horse learns more quickly to accept the bit softening its entire top-line and perform the movements with more relaxation, thoroughness and harmony.



The double jointed **novocontact** bits are ideal to use on horses that occasionally tend to pull against the hand, but are too sensitive to be ridden with stronger bits.

Step 2: The right mouthpiece

Mullen Mouth bits

It is important to choose the correct size as a bit that is too large can tilt and become uncomfortable when taking up the reins single-sided.

Mullen Mouth bits are recommended to be used by skilled and experienced riders only, being able to ride their horse with weight and leg aids.

Straight and rigid



Straight and rigid Mullen Mouth bits exert steady and even pressure on the complete tongue. In comparison to jointed bits, a straight bar exerts less pressure on the tongue edges. The stronger the rein aid the more pressure is directed onto the tongue and lower jaw bone.

Recommended for horses that evade the rein aids and tend to get strong. In contrast to bridles with additional lever action on the poll (e.g. Pelham or Kimblewick), Mullen Mouth bits can be used for horses that dodge downwards and lean on the bit.

Straight and flexible (e. g. Flex Control or Duo bit)



Compared to rigid Mullen Mouth bits the effect of single-sided rein aids is slightly better with flexible bits. Pressure is also distributed over the complete tongue when pulling the reins, but gets stronger towards the tongue edges.

Recommended for horses that sometimes get strong or show unresponsiveness during schooling or when approaching obstacles. Flexible Mullen Mouth bits are often well accepted by horses that do not get along with jointed bits.

With port



Compared to straight Mullen Mouth bits no steady pressure is exerted onto the tongue with bits that have a port (e.g. **CM Mullen Mouth**). The middle of the tongue is more relieved with this bit shape and will only be squeezed with stronger rein aids.

Suitable for horses that resist the rider's hand or have particularly fleshy tongues, as well as to correct tongue vices of horses that perceive pressure on the tongue as uncomfortable and evade this pressure by pulling up or sticking out the tongue sideways.

Loose ring snaffles



Loose Ring snaffles transmit the pressure of the rein aids directly onto the tongue and the lower jaw without leverage action on the neck.

The moveable rings may help to slightly compensate and balance unsteady and inexperienced rider's hands. Also, the horse may slightly lift the bit in its mouth by stretching the tongue in order to evade too strong pressure from rein aids in the short term.

Loose ring snaffles are suitable for horses of all disciplines and educational levels, including breaking in a horse and familiarising young horses to bit and bridle.

Eggbutt, D-Ring and Full Cheek snaffles



Eggbutt, D-Ring and Full Cheek snaffles transmit the pressure from the rein aids directly onto the tongue and the lower jaw without leverage action on the poll. Due to the fixed cheeks the rein aids reach the tongue in a more direct way.

The fixed cheeks keep the bit steady and calm in the horse's mouth. The smooth transitions to the sideparts make these bits suitable for horses with sensitive mouth corners.

Due to the wider contact surface on the corners of the mouth, these bits support sideways acting rein aids. The larger the contact surface the higher the lateral influence, which means that the above described effect is even higher with D-Ring and Full Cheek bits.

Recommended for horses with sensitive mouth corners, horses that tend to play with the bit and therefore give the rider an unsteady contact and for horses that tend to fall out while riding turns or approaching an obstacle.

Step 3: The right side part

Bits with additional lever action on the poll




When pulling the reins on a 3-Ring, Multi Ring or Baucher bit, pressure is distributed from the tongue onto the lower jaw and the poll. This allows the rider to get more control over strong horses that evade upwards as the horse normally reacts by lowering the head trying to dodge this pressure.

The Baucher bit is also suitable for preparing dressage horses for being ridden with a Weymouth. These type of bits cannot be recommended for horses that tend to evade downwards or push down against the rider's hand.

With 3-Ring bits, the effect is even more significant, as the leverage effect is increased by the length of the side part. The optimum effect is achieved by using two pairs of reins. The main reins in the large ring act on the tongue and lower jaw, the second pair of reins in the lower ring, can exert pressure on the poll if required. Of course, this requires an experienced and sensitive rider's hand.

Bits with additional lever action on the poll and lower jaw



(e.g. Pelham, Weymouth or Kimblewick)

These bits act on three different parts of the horse's head: over the tongue onto the bars, by lever action of the lower cheeks on the poll and through the curb chain on the chin groove. The rein aid is therefore distributed to several pressure points on the horse's head. This enables the rider to give clearer instructions and to get more control over strong and powerful horses.

A correct basic education and rideability is necessary for using these bits. As the chin is very sensitive and only covered with a thin layer of skin we recommend using a curb chain guard.

Metal – a high-strength bit material

The greatest advantage of metal alloys is a high breaking strength and a long lasting durability. However there are significant functional differences between the existing metal bit materials being used in a horse's mouth.

Copper alloys for example are very popular as bit materials. Copper qualifies as a bit material because of its natural oxidation process which can be used to increase the mouthing activity of a horse. Because copper itself is fairly soft it needs to be hardened by other metals. This is where it gets interesting, because the metal that is used to harden copper has a big influence on the functionality of the bit.

Overview of the most common metal bit materials

SENSOGAN/AURIGAN (Made in Germany)

SENSOGAN and AURIGAN are materials developed by SPRENGER, based on scientific research, toxicologically tested by the University of Veterinary Medicine Hannover and practically tested by professionals.

SENSOGAN®

SENSOGAN: Alloy of copper, manganese and zinc. Manganese hardens the copper without influencing the natural oxidation process of it. Due to the manganese, the alloy gets by with less copper content but achieves an equivalent oxidation behaviour as AURIGAN.

AURIGAN®

AURIGAN: Alloy of copper, zinc and silicon. Silicon hardens the copper without influencing the natural oxidation process of it.

Both materials increase the salivation and mouthing activity which positively influences the horse's comfort, concentration and willingness to perform. SENSOGAN achieves even better salivation results as AURIGAN with less content of copper – this makes it easier to maintain and keep a shiny appearance.

Step 4: The right bit material

Stainless steel

Stainless steel is an alloy of iron, chrome and nickel and has a high breaking strength. It is neutral in taste, has no saliva activating properties and therefore does not increase the mouthing activity of a horse. Because of the low production costs, the majority of stainless steel bits are made in the Far East and – depending on the manufacturer – may provide significant differences in quality. All SPRENGER stainless steel products fulfil the highest quality standards.

Aluminum bronze / common copper alloys

(all golden coloured copper alloys except AURIGAN and SENSOGAN)

Alloy of copper and aluminum with high breaking strength. Aluminum is a useful alloying addition to harden the copper but it largely eliminates the natural oxidation process of it – the reason why copper qualifies as the preferred bit material. Therefore common copper alloys do not increase the salivation and mouthing activity of the horse.

Synthetic/plastic or rubber bits

Compared to metal bits, plastic and rubber bits are softer and should not get in contact with the teeth of your horse. SPRENGER Duo bits are food-save, solvent free and do not contain plasticisers. All SPRENGER Duo and rubber bits have a steel cable to provide more security and prevent them from being bitten through.

Rubber generally has an “eraser-effect”. We recommend the use of rubber bits only for horses that are salivating and chewing well in order to prevent it from being uncomfortable for the horse

Based on scientific research – Made in Germany



KK ULTRA bits (double jointed) reach their unique and precise effect due to the shortened middle link that is rotated by 45° to the front. This specific adaption to the horse's oral anatomy makes a noticeable effect in comparison to using common double jointed bits.



Dynamic RS bits – a further development of the KK-Ultra bits – are ergonomically shaped in order to appropriately fit between tongue and palate. This results in a better acceptance of the bit even by sensitive horses and allows giving soft but effective aids.



WH ULTRA bits combine the KK ULTRA mouthpiece with a unique roller in the center section. The roller improves the chewing activity, concentration and attention of the horse.



TURNADO bits are incomparable to common single jointed bits. Due to the 45° angulation of the middle joint TURNADO bits enable even distribution of pressure on both sides of the tongue, whereas common single jointed bits always distribute more pressure on one tongue edge.




novocontact bits have a unique oval shape which widens the contact area of the mouthpiece on the horse's tongue. The wide contact surface allows soft rein aids without putting pressure on the palate.



For all SPRENGER bits that are stamped with an arrow on one side of the mouthpiece: ensure the arrow is on the left hand side, pointing forwards.

When using the SPRENGER Shine Bright Edition, the arrow on the front left side of the mouthpiece should point downwards.



The bit operates like a communication channel between rider and horse. As the mouth is one of the most sensitive parts of the horse's body it is important to treat it very carefully.

In order for a bit to develop its full effect, it is important that size and shape match the individual needs of horse and rider. The most important information about the right size and function of the most common bits is summarised in this brochure.

The basic requirement for the correct bit choice is a healthy and properly trained horse, a sensitive rider's hand and the correct strapping of the bridle.

Herm. Sprenger

Metallwarenfabrik GmbH & Co. KG

Alexanderstr. 10-21
58644 Iserlohn · Germany

Telefon: +49 (0) 23 71 / 95 59 0
Telefax: +49 (0) 23 71 / 95 59 939

www.sprenger.de
herm.sprenger@sprenger.de